

Locality baseline

NORTH EAST BARNESLEY

Purpose

The locality profiles have been produced to –

- Support shared understanding of the health and care needs and experiences of local people
- Provide insights into how people are currently using health services and their outcomes
- Help to identify opportunities for collaborative working within and across localities

The current profiles are a first attempt to provide meaningful and useful information to inform local planning and delivery. Please tell us how they can be improved.

Limitations

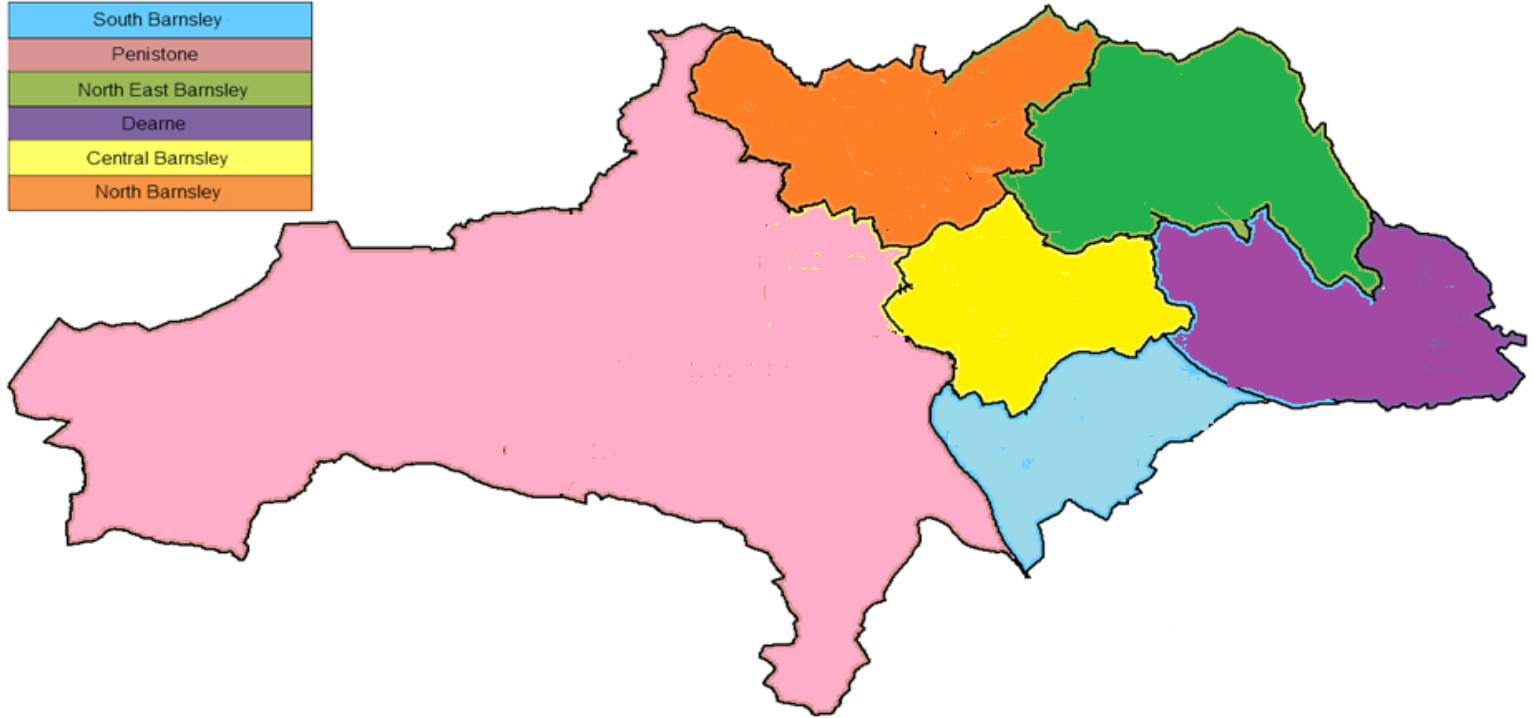
- The primary and community care localities are not fully aligned to the local authority area council geographies. For example in Dodworth and Old Town, the main GP providers are part of the Penistone locality whereas the council wards are part of the Central Barnsley area council. Public health data, for example rates of obesity and smoking, is based on council wards whereas the disease prevalence data (QOF) and hospital episode data (SUS) is based on GP registered lists.

Key for tables			
<i>Highlighted</i>	Data based on local authority population	<i>Not highlighted</i>	Data based on GP registered list

- Patient level data is not matched across different health and care providers so provides limited information around how patients use and move through the system as a whole

Barnsley localities

South Barnsley
Penistone
North East Barnsley
Dearne
Central Barnsley
North Barnsley



DEMOGRAPHICS

Data sources

NHS Digital
Number of
**Patients
Registered at a GP
Practice**

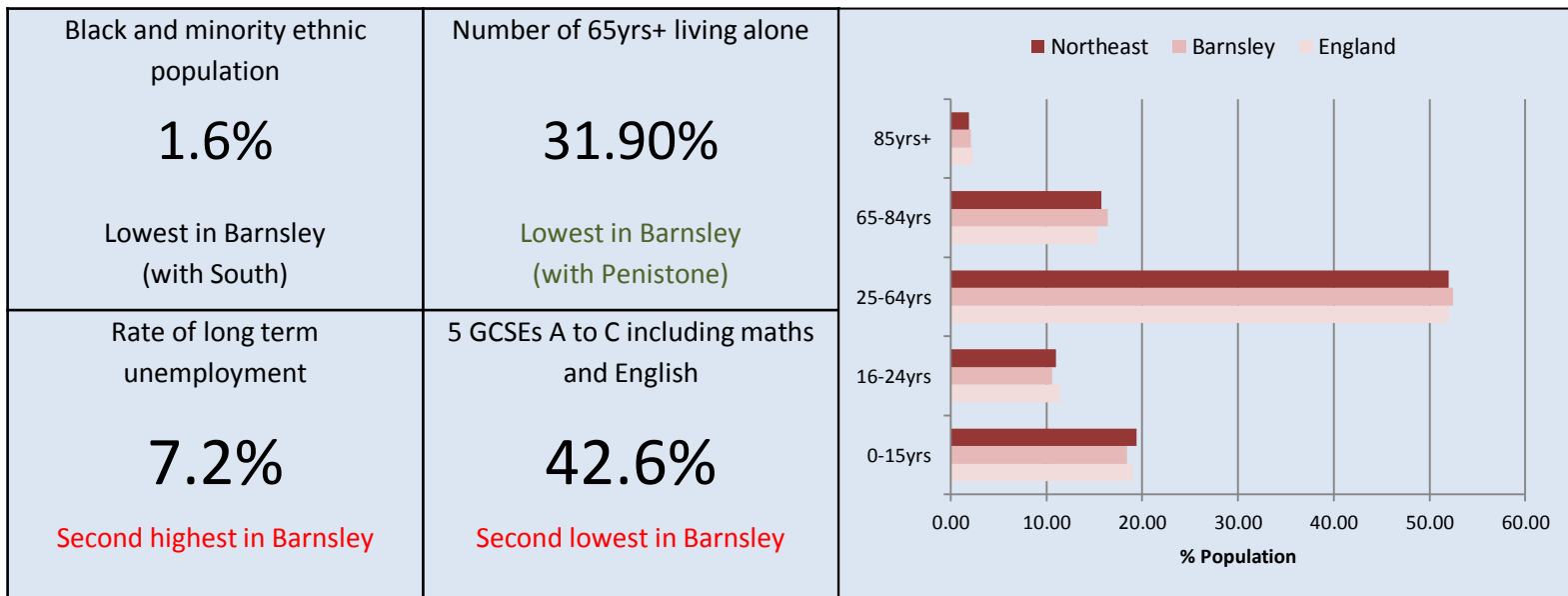
ONS mi-year
estimate of total
**resident
population 2014**

**Black and minority
ethnic population
and pensioners
living alone**
Census 2011

**Long term
unemployment,**
crude rate per
1000 working age
population who
have been
claiming for more
than 12 months,
NOMIS 2015/16

**GCSE
Achievement,**
Department for
Education 2013/14

Patients registered at a GP practice (2017)	Resident population (2016)
32,815	36,239
GP practices	Council wards
Brierley Medical Practice BHF Highgate Surgery Grimethorpe Surgery Monk Bretton Health Centre	Monk Bretton North East
BHF Lundwood Caxton House Surgery Lundwood Medical Centre Rose Tree Surgery	Codworth



POPULATION HEALTH

Data sources

Life expectancy at Birth, ONS, 2009-2013

General health and limiting long term illness or disability, Census 2011

Obese children (Year 6), National Child Measurement Programme, HSCIC 2012/13-2013/14

Obese adults, % aged 16+ with a BMI of 30+ and Health eating adults, % aged 16+ that consume 5 a day, estimates 2006-2008 PHE

Smoking prevalence, Annual Population Health Survey, 2016 PHE

Prevalence of health conditions, QOF 2015-16

	North East	National	Barnsley	General health bad or very bad	Limiting long term illness or disability
Life expectancy male	77.4	79.4	78.1	9.8% <i>Second highest in Barnsley</i>	26% <i>Second highest in Barnsley</i>
Life expectancy female	80.4	83.1	81.6		
Healthy life expectancy male		63.5	58.4		
Health life expectancy female		64.8	59.7		
Obese children (year 6)	Obese adults	Health eating adults	Smoking prevalence (adults)	Diabetes (type 1)	
20.3% <i>Second lowest in Barnsley</i>	28.7% <i>Higher than Barnsley overall</i>	18% <i>Second lowest in Barnsley</i>	26%* <i>Second highest in Barnsley</i>	2,086 (7.87%) <i>Second highest in Barnsley</i>	
Learning disabilities	Mental health	Depression	Dementia	Asthma	
196 (0.58%) <i>Joint second highest in Barnsley</i>	274 (0.82%) <i>Second highest in Barnsley</i>	3,181 (9.48%) <i>Highest in Barnsley</i>	286 (0.85%) <i>Second highest in Barnsley</i>	1,681 (5.01%) <i>Lowest in Barnsley</i>	
Hypertension	Atrial fibrillation	Heart failure	Coronary heart disease	COPD	
4,999 (14.91%) <i>Second lowest in Barnsley</i>	516 (2.64%) <i>Second highest in Barnsley</i>	205 (0.61%) <i>Lowest in Barnsley</i>	1,461 (4.36%)	1,121 (3.34%)	

*Reported by area council rather than wards aligned to CCG localities

CARE QUALITY

Data sources

Overall patient satisfaction, GP patient survey published July 2017

ED attendance, outpatients, electives and emergency admission data, hospital secondary use services (SUS) data 2016-17 calculated using the GP weighted list

Mortality, Standardised Mortality Rate+, ONS, 2010-2014

Overall patient satisfaction with their GP 84.13%	Overall patient satisfaction with community services
---	--

ED attendance rate per 100 27 Lowest in Barnsley	Unplanned admissions per 1,000 91.92	Care home bed days per hospital admission 623.1 Highest in Barnsley	Planned hospital admissions per 1,000 103.48 Lowest in Barnsley	Emergency readmission rate 23.06
---	--	--	--	--

Unplanned admissions for CVD per 1,000 4.79 Lowest in Barnsley	Unplanned hospital admissions for diabetes per 1,000 0.7	Unplanned admissions for COPD per 1,000 2.09 Lowest in Barnsley
---	--	--

Under 75 mortality – CHD 144.4 Above overall for Barnsley	Under 75 mortality for – circulatory disease 140.5 Above overall for Barnsley	Under 75 mortality - cancer 107.5 Second lowest in Barnsley	Deaths from respiratory disease 169.9 Highest in Barnsley
--	--	--	--

FINANCE

Data sources

Secondary care spend data based on the GP weighted list calculated using, hospital secondary use services (SUS) data 2016-17

Total secondary care
spend per patient

£423.52

Second lowest in Barnsley

Outpatient spend per patient £113.71 Lowest in Barnsley	Elective spend per patient (inpatient and day case) £130.45 Lowest in Barnsley	Emergency department spend per patient £34.09	Emergency admission spend per patient £145.20
--	--	--	--

ESTATES



Property	Services	Facilities	Address
Brierley Medical Centre	Barnsley Healthcare Federation GP practice		Church Drive, Brierley
Caxton House Surgery	Drs Saxena and Srivastava GP practice		High Street, Grimethorpe
Highgate Surgery	Barnsley Healthcare Federation GP practice		Units 5 & 6 Two Gates Way, Shafton
Lundwood Health Centre	Barnsley Healthcare Federation GP practice		Priory Campus, Pontefract Road
Monk Bretton Health Centre	Dr Munzar GP practice and branch of Dr Harban and Partners GP practice		High Street, Monk Bretton
The Medical Centre	Dr Harban and Partners (Lundwood Medical Centre) GP practice		Pontefract Road, Lundwood
The Cudworth Centre (LIFT Building)	Dr Harban and Partners GP practice, branch of Caxton House Surgery, Branch of Grimethorpe Surgery, The Rose Tree (White Rose Medical Practice) GP practice, community services including Pain Management, therapies and community nursing, audiology, day surgery, pharmacy and dentistry.	Enhanced therapy and clinical facilities	Rose Tree Avenue, Cudworth
The Grimethorpe Centre (LIFT building)	Dr Sriramulu and Partners GP practice (Grimethorpe Surgery), community nursing and therapy, mental health and social welfare.	Enhanced therapy and clinical facilities	Acorn Way, Grimethorpe

ESTATES



Care Home Property | Type | No. of beds | Categories

Dearnevale | Nursing | 40 | 65yrs-/65yrs+/MH/PD
The Grange and Elm Court | Residential | 43 | 65yrs-/65yrs+/MH/PD/SM
Sunnywell | Residential | 43 | 65yrs-/65yrs+/MH/PD/SI
Prospect House | Residential | 33 | D
Ivy Mead | Residential/supported living | 19 | 65yrs-/65yrs+/LD/MH/D/PD/SI
Holly Tree Lodge | Nursing | 41 | 65yrs+/MH/D
Cherry Trees | Nursing | 89 | 65yrs+/LD/D/SI
Burntwood Hall | Residential | 42 | 65yrs+/D
Bollingbroke House | Residential | 33 | 65yrs+
Belle Green Court | Residential | 40 | 65yrs+
13 Station Road (Aspire) | Residential | 7



Other property

Littleworth Court
Littleworth Lane, Lundwood
North and Central Community Mental Health Team

Dorothy Hyman Sports Centre
Barnsley Community Health – cardiac rehab, hydrotherapy, smoking cessation and weight management

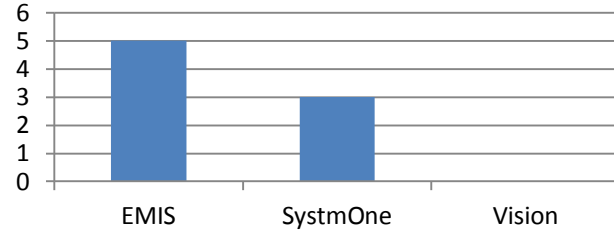
INFORMATION TECHNOLOGY

Patients accessing GP online services

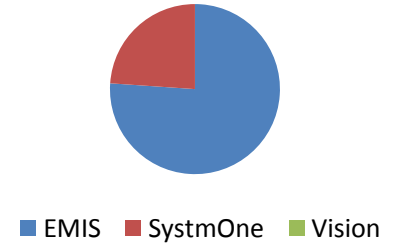
15.31%

Lowest in Barnsley

Number of GP practices using different clinical systems

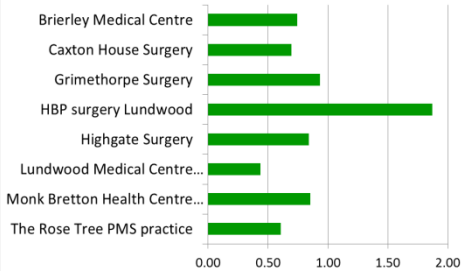


Proportion of patients on different GP systems

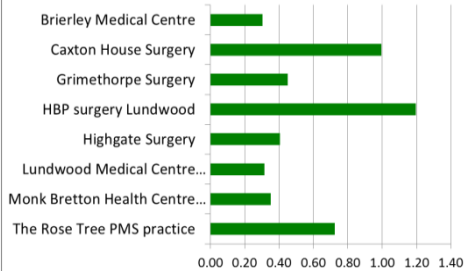


DATA BY GP PRACTICE

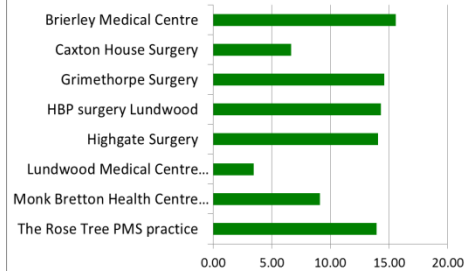
Dementia Prevalence (per cent)



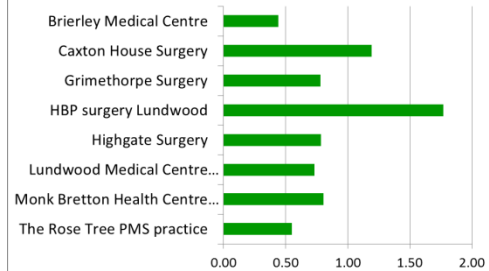
Learning disabilities Prevalence (per cent)



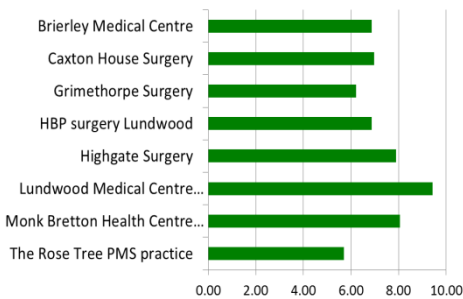
Depression Prevalence (per cent)



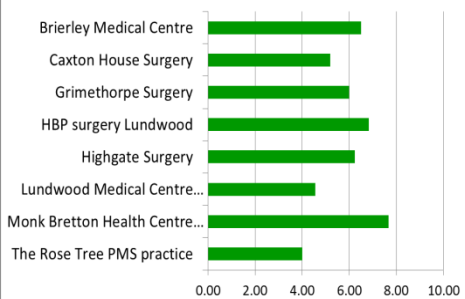
Mental health Prevalence (per cent)



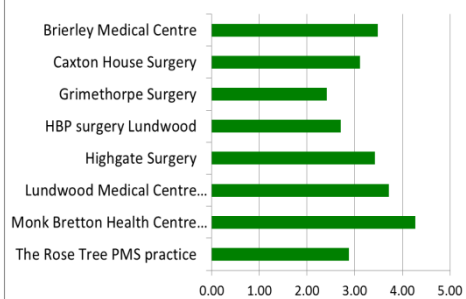
Diabetes Prevalence (per cent)



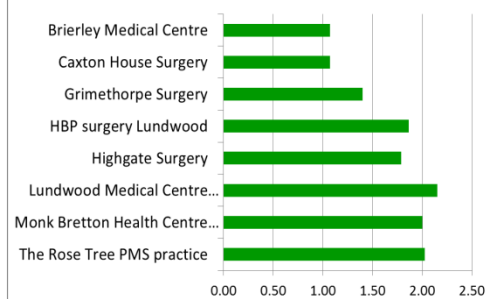
Asthma Prevalence (per cent)



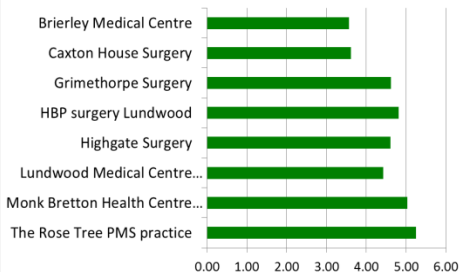
COPD Prevalence (per cent)



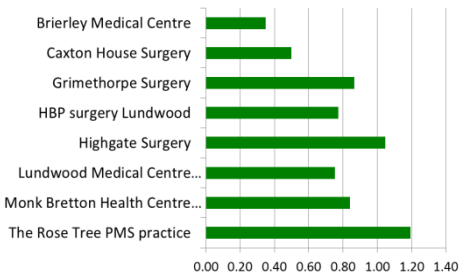
Atrial Fibrillation Prevalence (per cent)



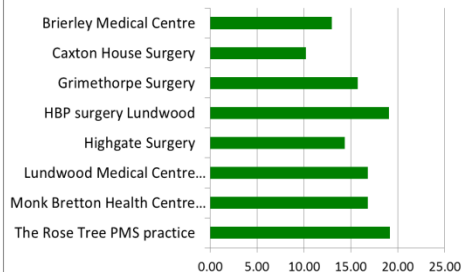
Coronary Heart Disease Prevalence (per cent)



Heart Failure Prevalence (per cent)

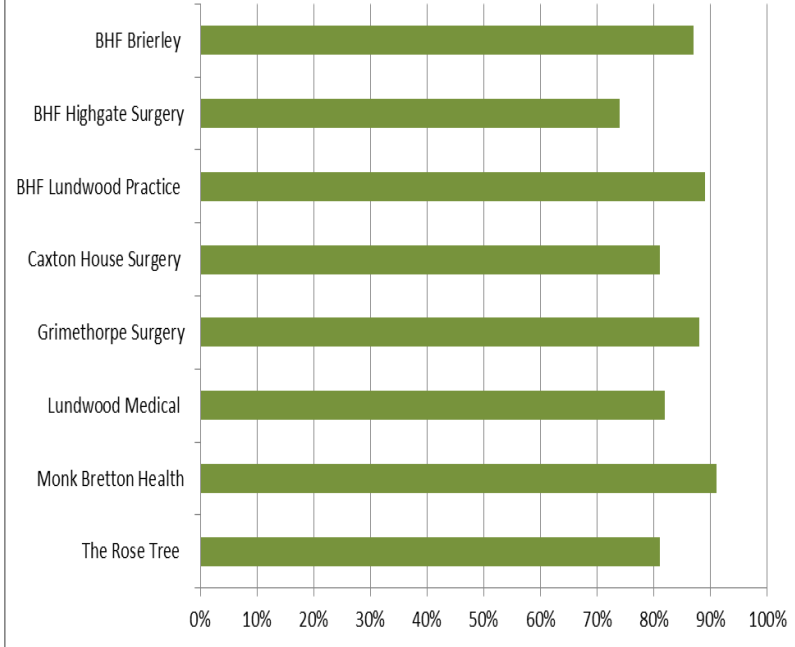


Hypertension Prevalence (per cent)

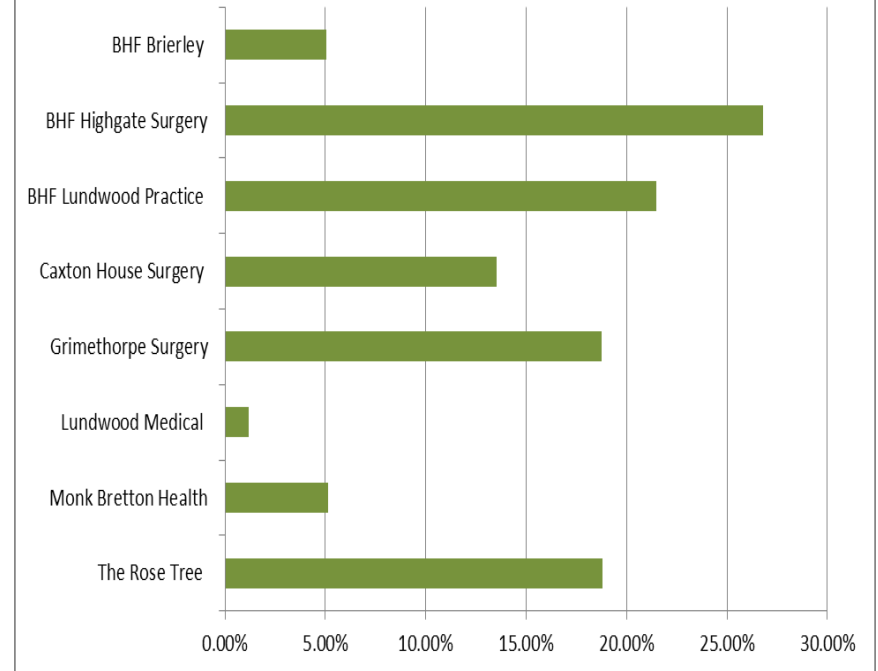


DATA BY GP PRACTICE

Overall satisfaction with GP

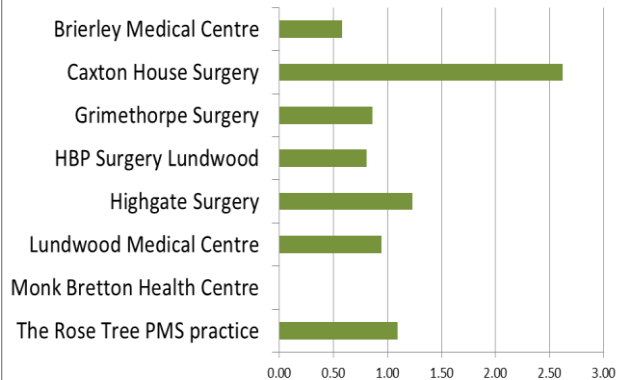


% Patients enabled for one or more GP online services



DATA BY GP PRACTICE

Emergency admissions for diabetes mellitus per 1,000 patients 2016/17



Emergency admissions for CVD per 1,000 patients 2016/17

