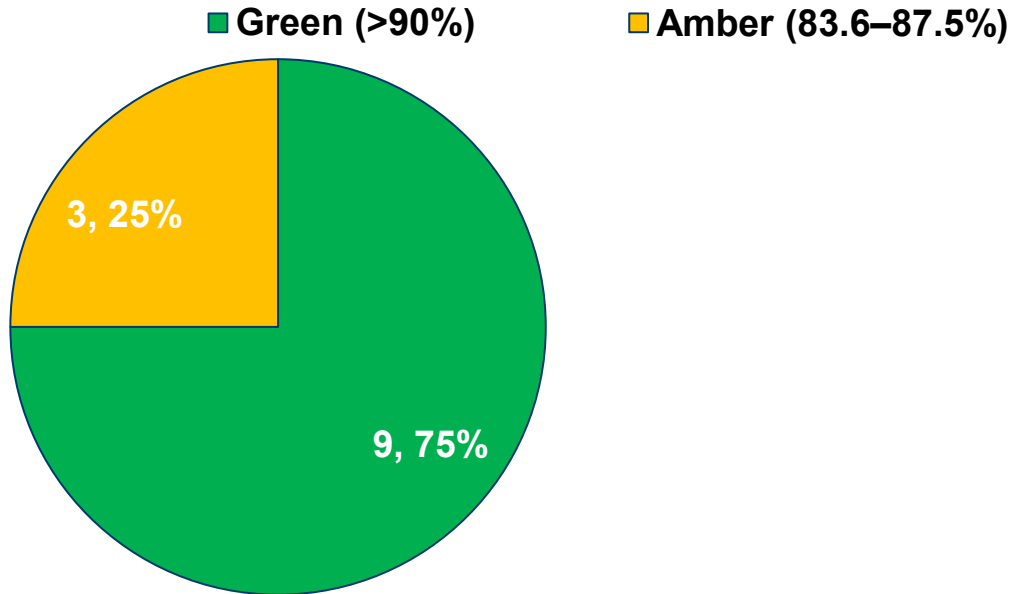


Community IPC Team

Audit outcomes 2025-2026

Overall Compliance Overview



12 Practices were audited between April 2025 and December 2025. Quarter 4 audits were undertaken early to ensure all on the same platform.

Practices scores ranged from 83.6 % - 99.3%

Overall, 9 Practices returned scores of over 90% placing them in the green band and 3 between 83.6% and 87.5% placing them on the amber band. (Please see Pie chart)

COMPLIANCE BAND	NUMBER OF PRACTICES
Green (>90%)	9
Amber (83.6-87.5%)	3

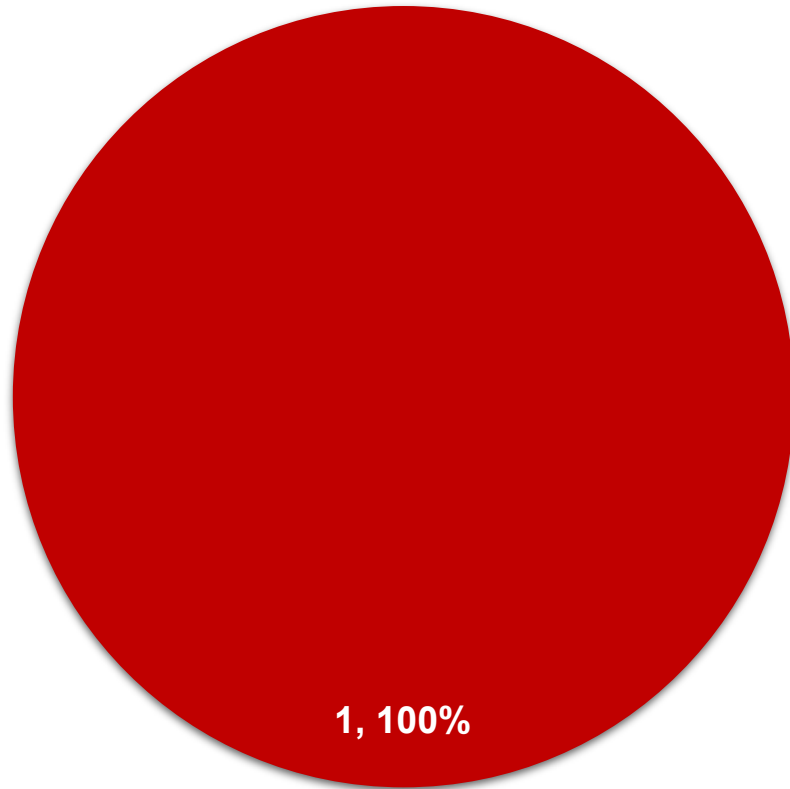
Compliance by Category.

Status	Category	Percentage compliant	Number of practices audited for this element.
Overall Red	<ul style="list-style-type: none"> Toys and books 	33.3%	<ul style="list-style-type: none"> 1 Practice
Overall Amber	<ul style="list-style-type: none"> IP&C – Safety Policies, SOP's & guidance Environments; General Clinical Room Domestic Services Room Equipment (in use) 	87.5% 87.2% 87.1% 88.3% 85.1% 82.6%	<ul style="list-style-type: none"> 12 Practices 12 Practices 12 Practices 12 Practices 7 Practices 12 Practices
Overall Green	<ul style="list-style-type: none"> Staff: Health & Safety Staff: Competent & confident Personal Protective equip Hand Hygiene Facilities The Toilets Baby Changing facilities Clean Utility Dirty utility / Sluice Sore Room Waste & Sharps Transportation of Specimens Aseptic Technique Minor Surgery 	98.3% 100.0% 94.4% 95.1% 97.3% 99.1% 90.9% 98.0% 93.3% 98.0% 98.3% 100.0% 94.9%	<ul style="list-style-type: none"> 12 Practices 12 Practices 12 Practices 12 Practices 12 Practices 10 Practices 7 Practices 8 Practices 8 Practices 12 Practices 12 Practices 5 Practices 2 Practices

Overall Red

Toys and Books

■ $\geq 90\%$ ■ $\geq 80\% - < 90\%$ ■ $< 80\%$

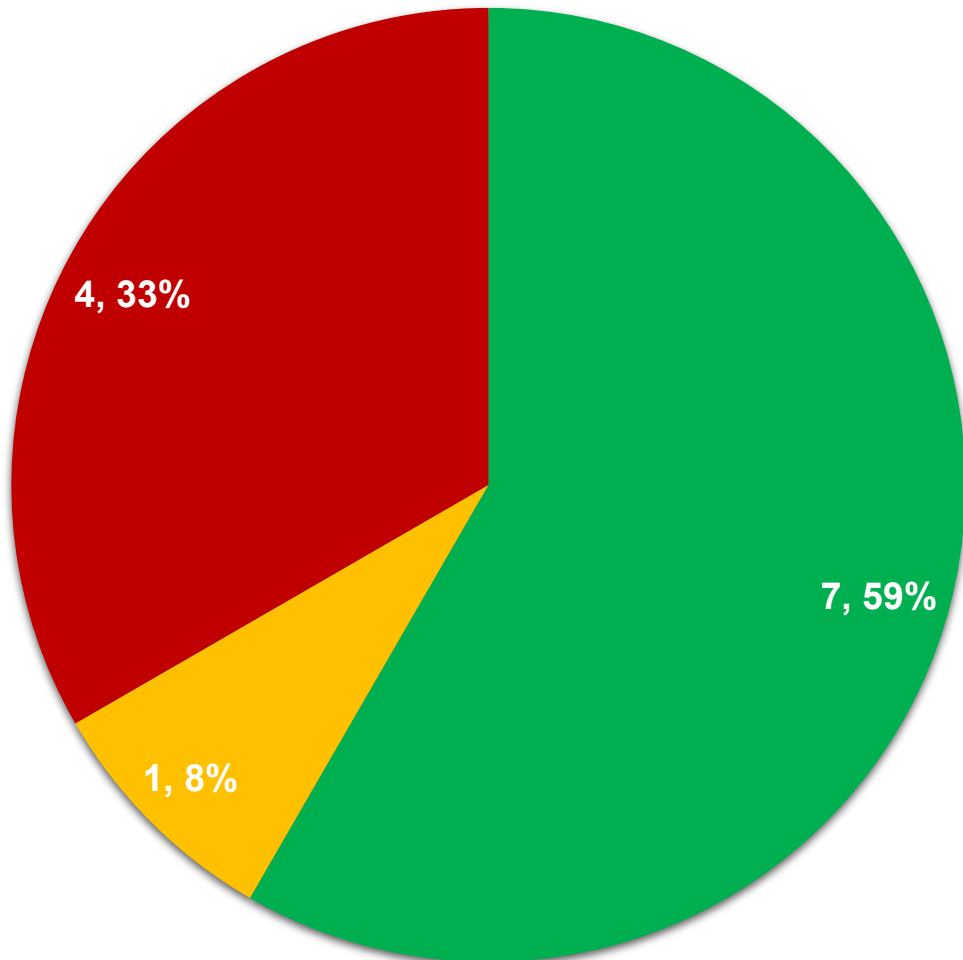


One practice was audited under this element identifying that there were only wooden toys with no record of cleaning and no processes to assure items are cleaned in between uses.

Overall Amber

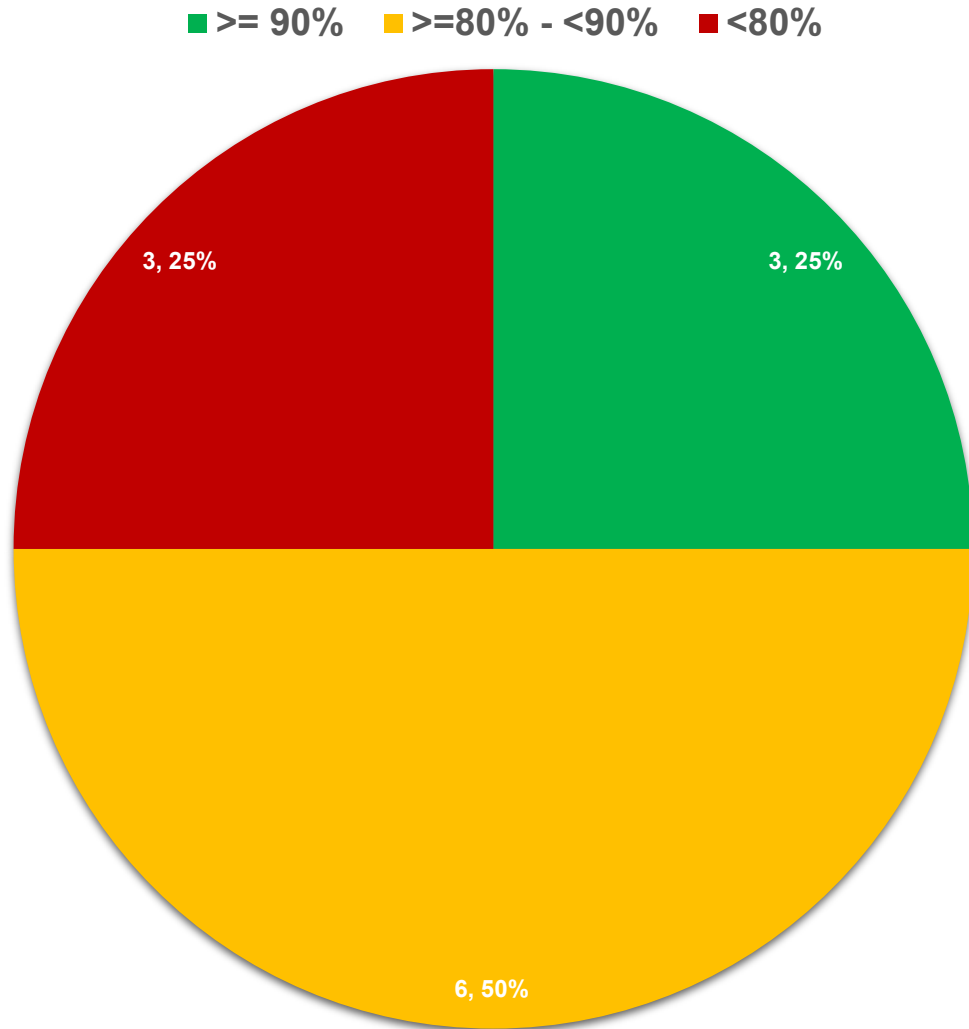
IP&C - Safety

■ $\geq 90\%$ ■ $\geq 80\% - < 90\%$ ■ $< 80\%$



- **7 Practices were green**
- **1 Practice Amber**
- **4 Practices were red due to the following:**
 - No evidence of recent audits being undertaken (Hand Hygiene, decontamination)
 - No documentation of re-usable items being cleaned
 - No Sharps policy
 - Maintenance and repair issues that could become infection risks reported but not actioned – issues first identified during previous audit

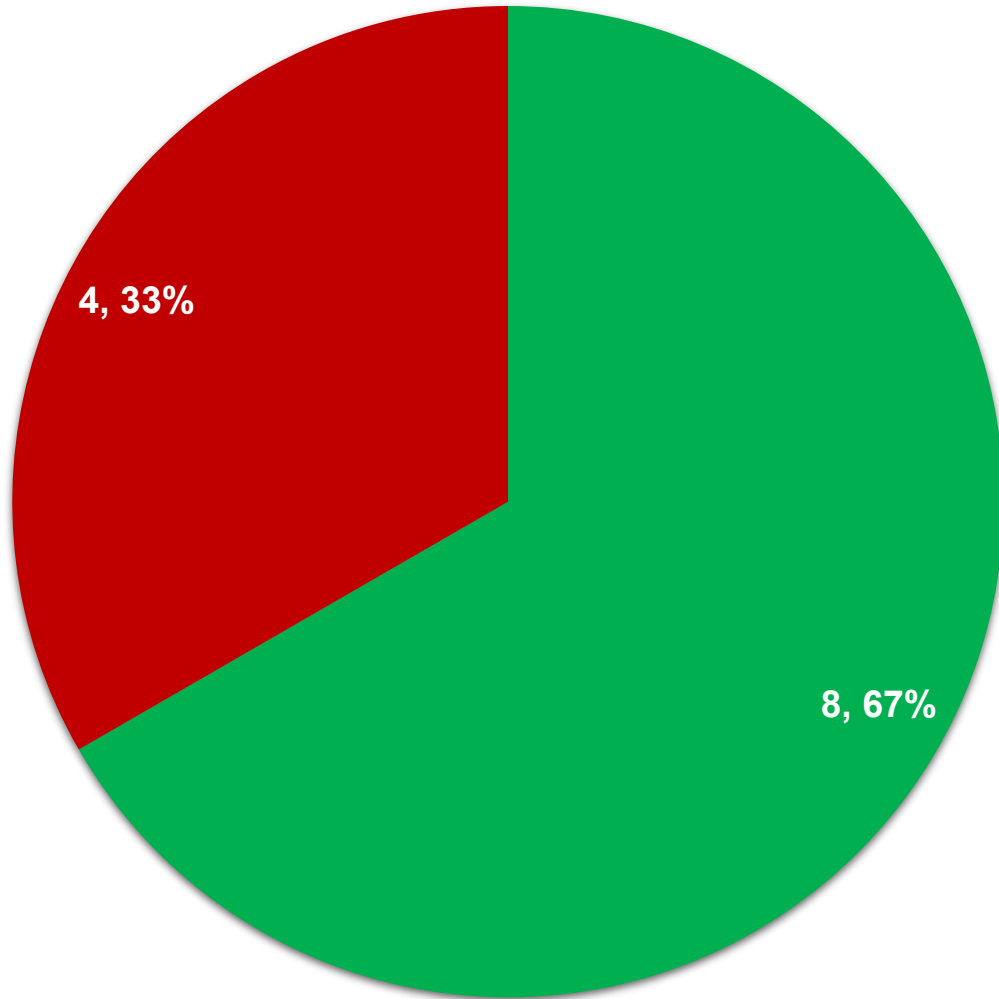
Policies, SOP's & guidance



- **3 Practices were green**
- **6 Practice Amber**
- **3 were red, Reasons for amber / red score included:**
 - No hand hygiene updates
 - Staff members observed not to be BBE during clinical practice
 - Policies not available on the day and staff did not know how to access them

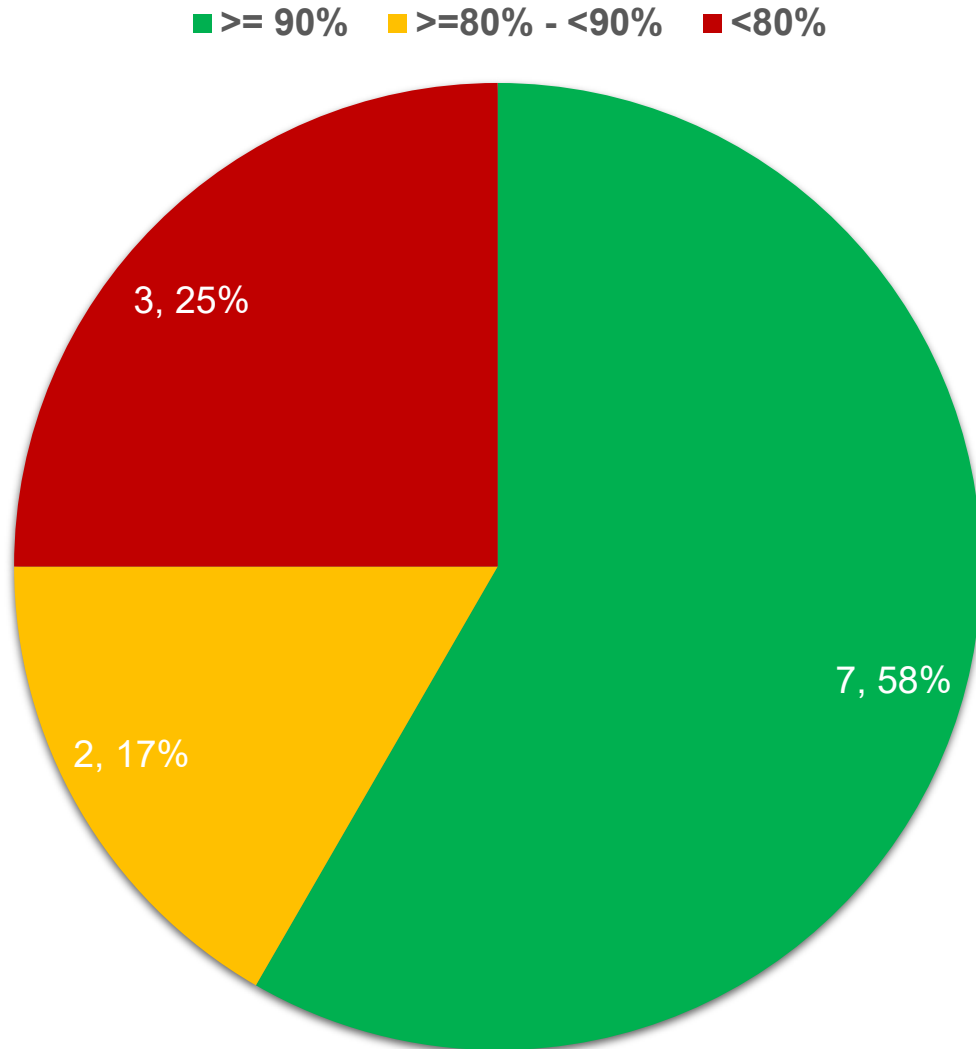
Environmental General

■ $\geq 90\%$ ■ $\geq 80\% - < 90\%$ ■ $< 80\%$



- **8 Practices were green**
- **4 were red due to:**
 - No cleaning schedule which covered all areas of the practice, responsibilities for cleaning, methods and frequency of cleaning including soft furnishings
 - No evidence of cleaning audit outcomes
 - Heavily stained carpet flooring
 - General wear and tear, scuffed paintwork, bare wood showing
 - Bare plaster in clinical room and store rooms

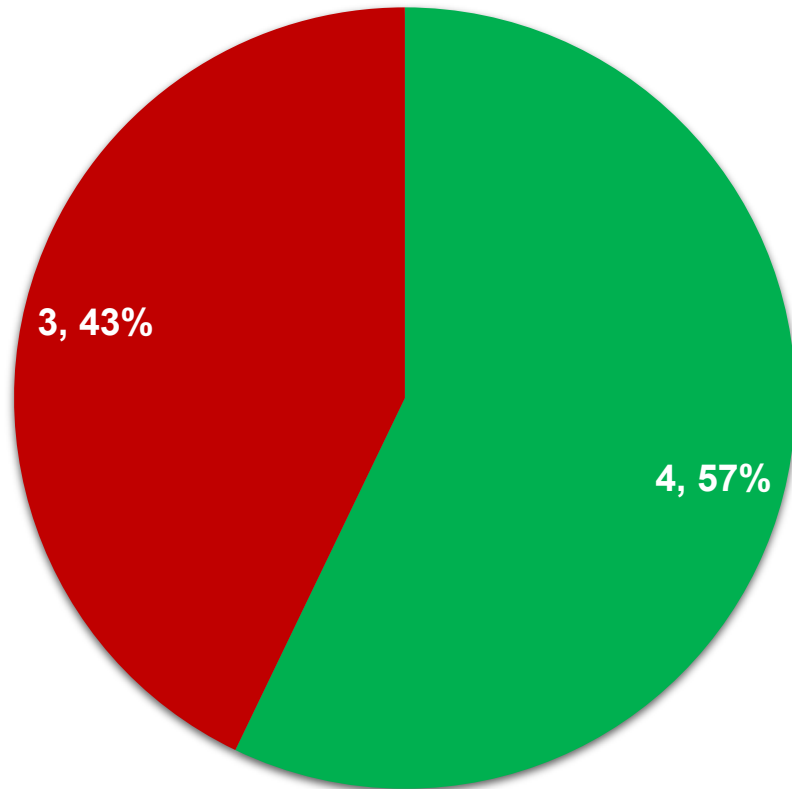
Clinical Rooms



- **7 Practices achieved green**
- **2 Practices achieved amber**
- **3 were red, issues identified:**
 - Fabric chairs in consulting / clinical rooms - some had splits in them with foam showing through
 - Rooms including desks cluttered with non-work-related items making it difficult to be adequately cleaned
 - Carpet flooring in clinical rooms
 - Splits in vinyl flooring
 - Examination couches were stained and required cleaning
 - Examination couches with splits
 - Bare plaster around window
 - Couch rolls stored on the floor

Domestic Service Room

■ $\geq 90\%$ ■ $\geq 80\% - < 90\%$ ■ $< 80\%$

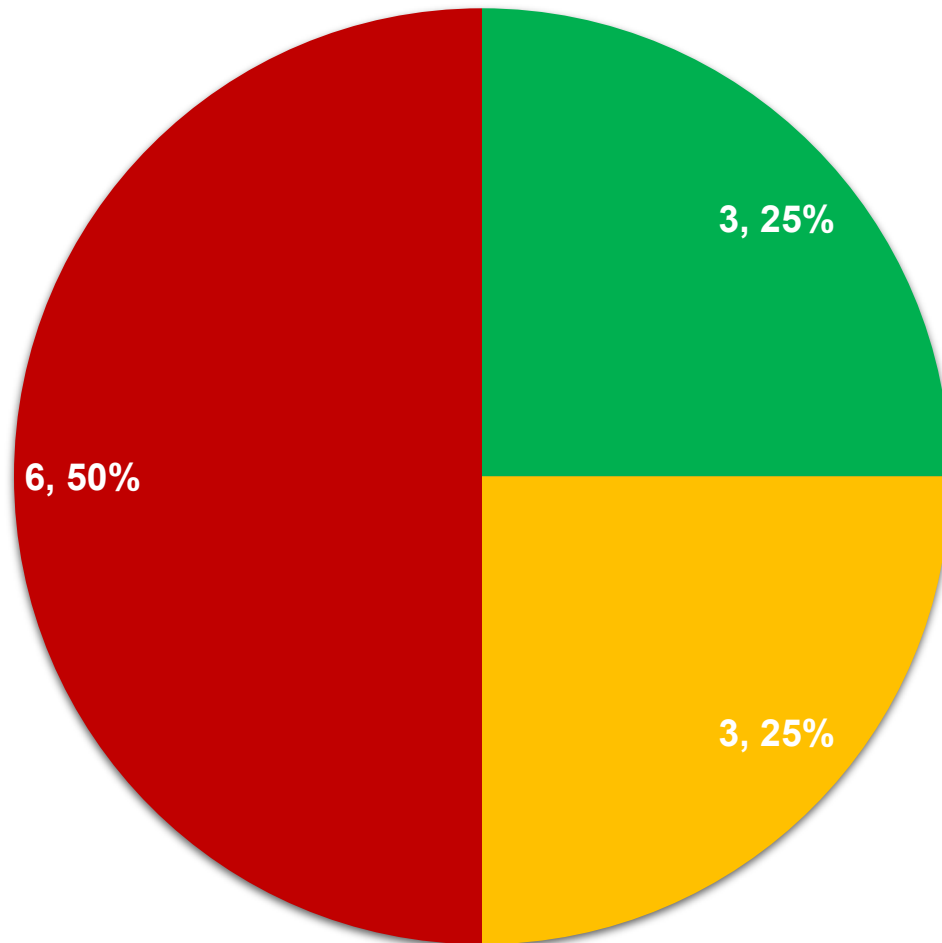


5 practices were unable to access the Domestic Service Room as cleaning is undertaken by an external contractor or LIFT building services these were marked as not applicable rather than non-compliant. Return visit were made to LIFT buildings with services manager to obtain access.

- 4 Practices achieved green
- 3 Practices were red
- Carpet flooring in clinical rooms
- Disposable mops were being changed weekly
- Room was inadequate size for items stored
- Used and clean items stored together
- Mop handles and buckets stored incorrectly
- Hole in ceiling – allowing dust and debris to circulate

Equipment - in use

■ $\geq 90\%$ ■ $\geq 80\% - < 90\%$ ■ $< 80\%$

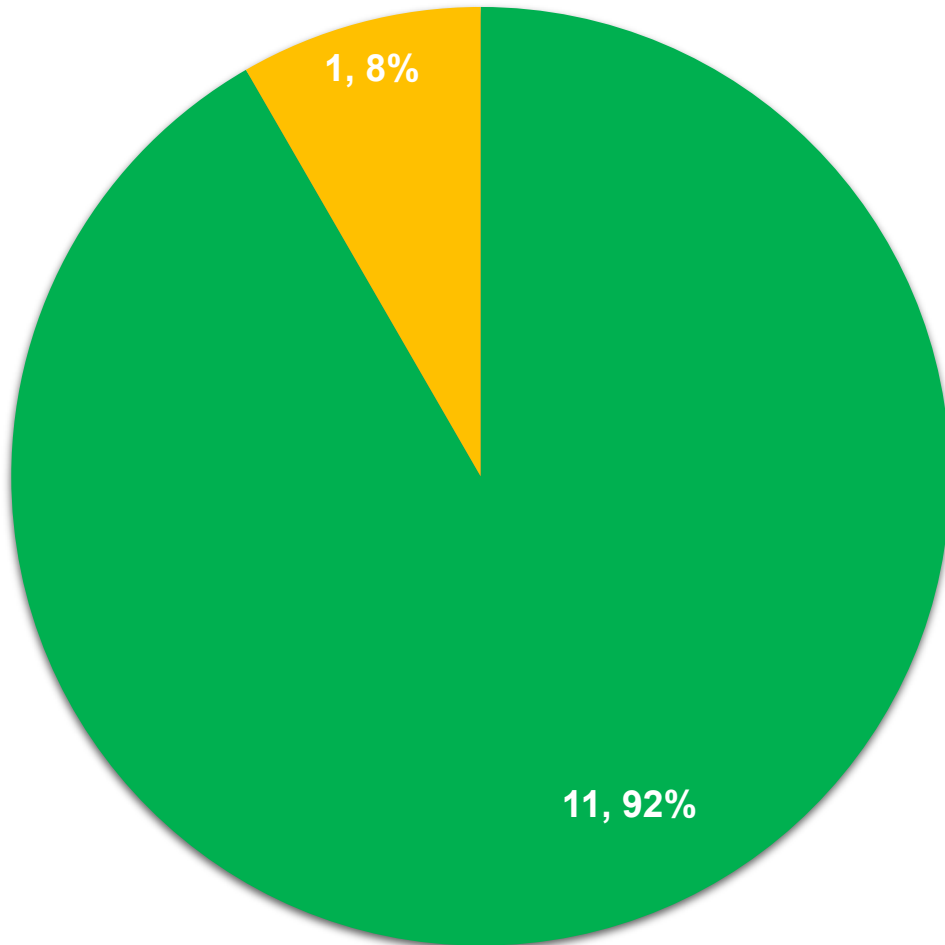


- **3 Practices were green each scoring 100%**
- **3 Practices were amber**
- **6 Practices were red**
- No cleaning schedule which included all equipment, method, frequency and responsibilities for cleaning -although staff knew which items they were responsible for cleaning this wasn't documented
- Daily/weekly/monthly logs not being used

Overall Green

Staff: Health and Safety

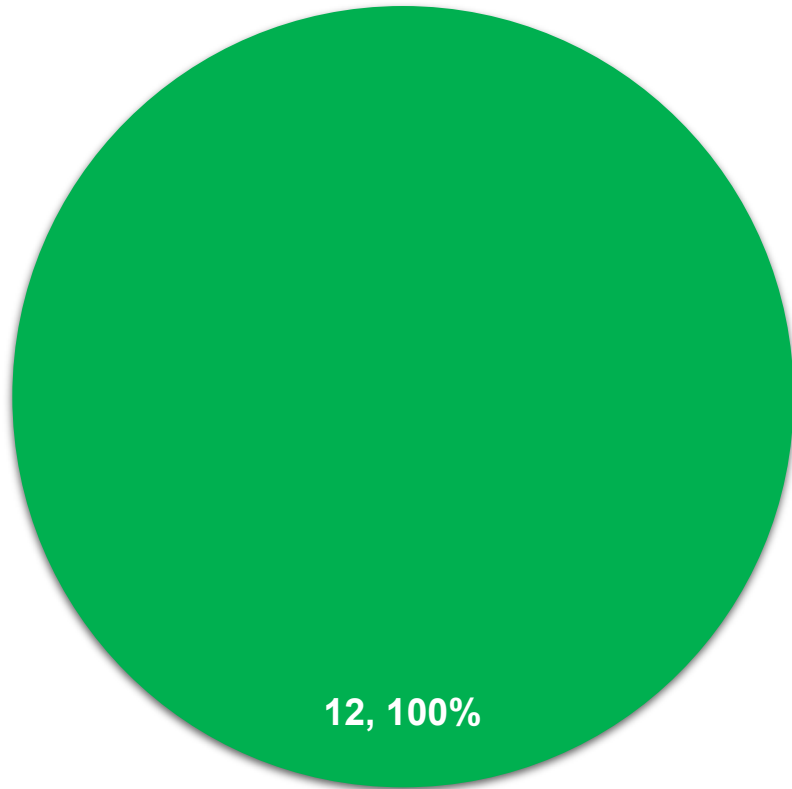
■ $\geq 90\%$ ■ $\geq 80\% - < 90\%$ ■ $< 80\%$



- 11 Practices achieved green, each scoring 100%
- 1 Practice achieved amber (80%) due to access to Occupational Health services

Staff: Competent & confident

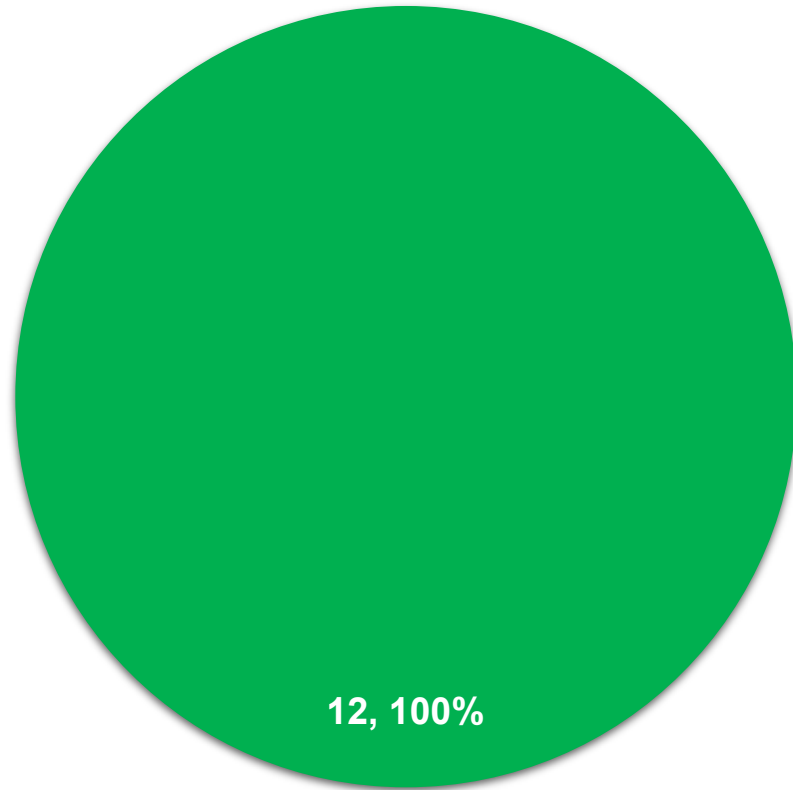
■ $\geq 90\%$ ■ $\geq 80\% - < 90\%$ ■ $< 80\%$



- All 12 achieved 90% or more
- Mandatory IPC training being completed, including sharps training and Hand Hygiene staff felt they had sufficient IPC training to practice
- Blood spill kits available and in date
- Staff knew sign for single use item

Personal Protective Equipment

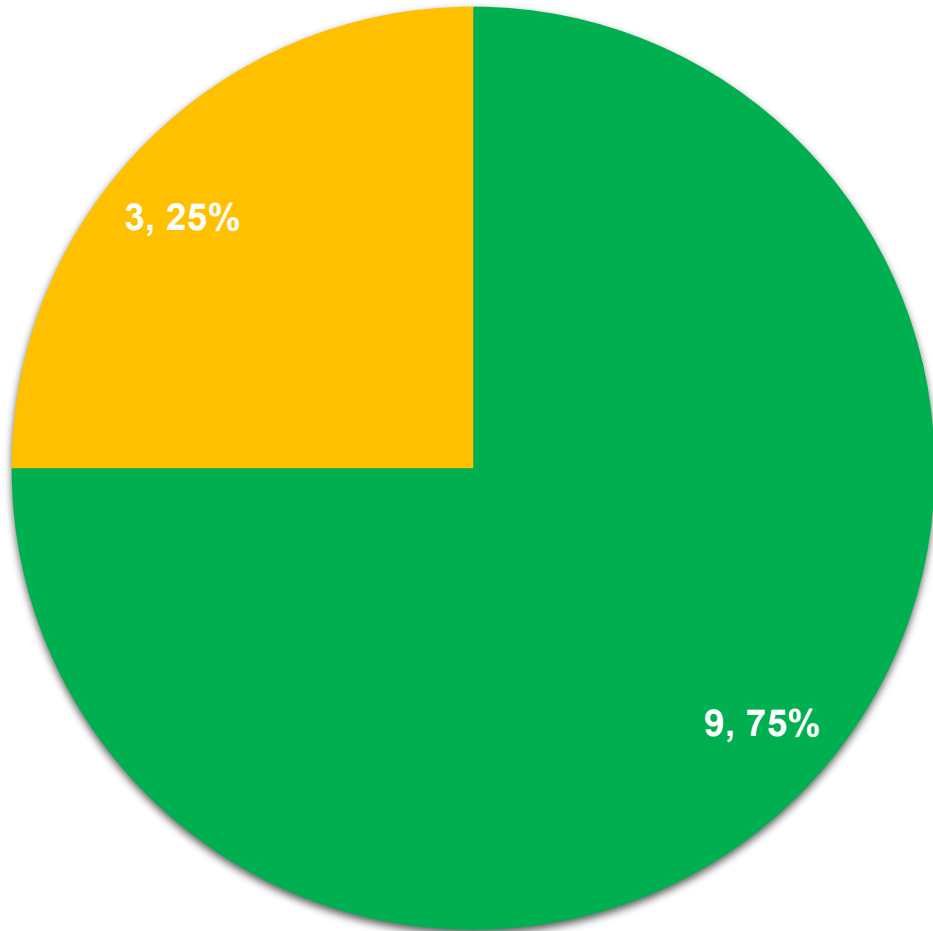
■ $\geq 90\%$ ■ $\geq 80\% - < 90\%$ ■ $< 80\%$



- All 12 scored 90% or above with 3 achieving 100%
- PPE stored correctly away from contamination
- Use of dispensers
- Aprons hanging over rails or above waste bins

Hand Hygiene Facilities

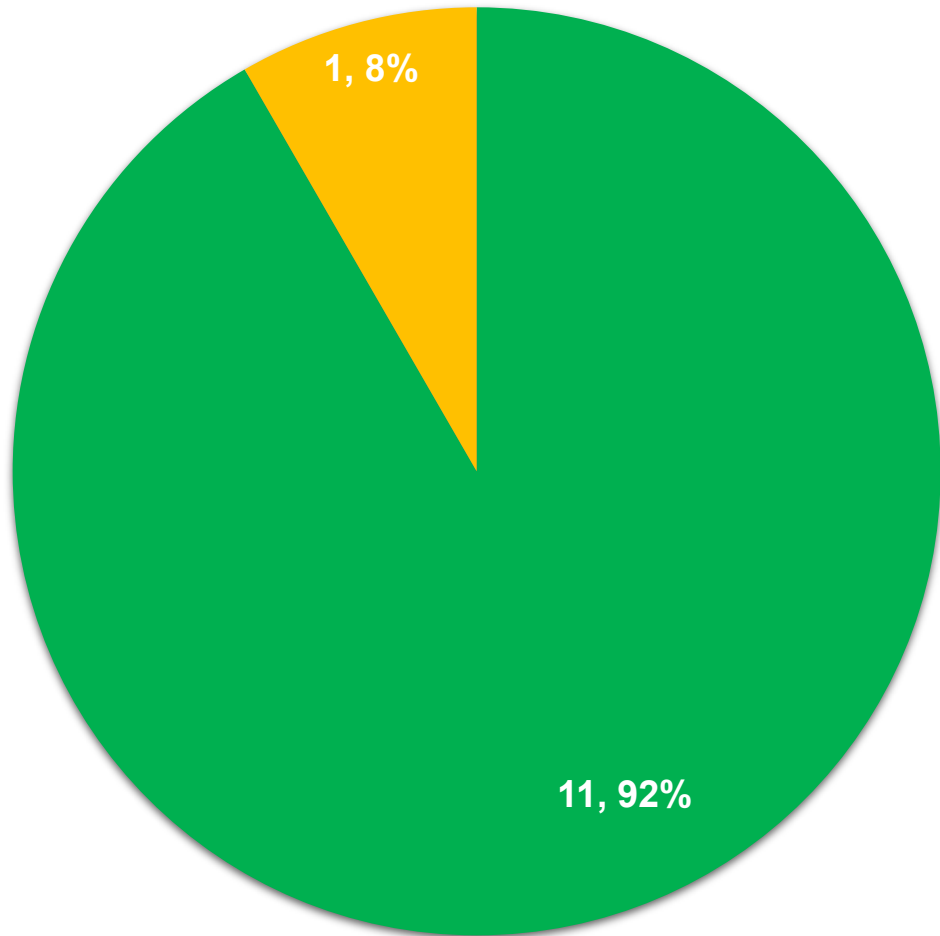
■ $\geq 90\%$ ■ $\geq 80\% - < 90\%$ ■ $< 80\%$



- **9 Practices achieved 90% or above**
- **3 practices scored between 80%-90%**
- Hand wash sinks compliant with current guidance
- Clean sinks
- Staff using own soap
- No moisturiser

The Toilet(s)

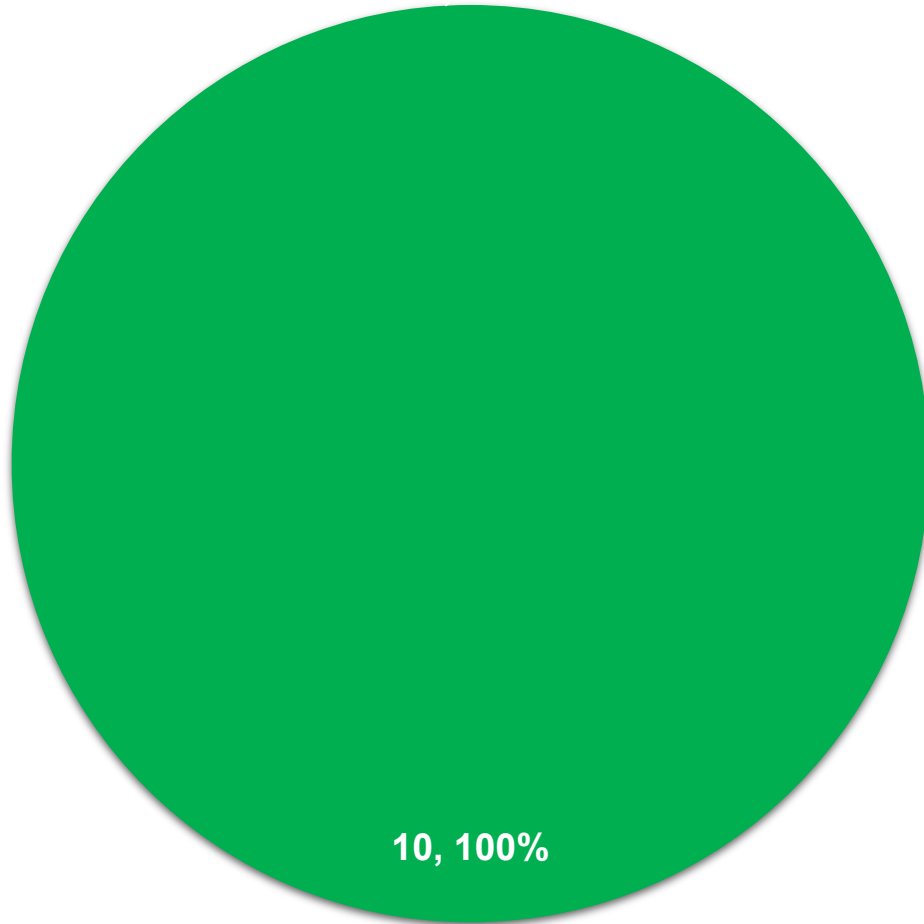
■ $\geq 90\%$ ■ $\geq 80\% - < 90\%$ ■ $< 80\%$



- **11 Practices scored over 90%**
- **1 Practice scored over 80%**
- Toilets are often shared responsibility between different practices in the same building
- Patients' toilets not having lids on them so risk of splash back
- Facilities showing signs of wear and tear (paintwork)

Baby changing facilities

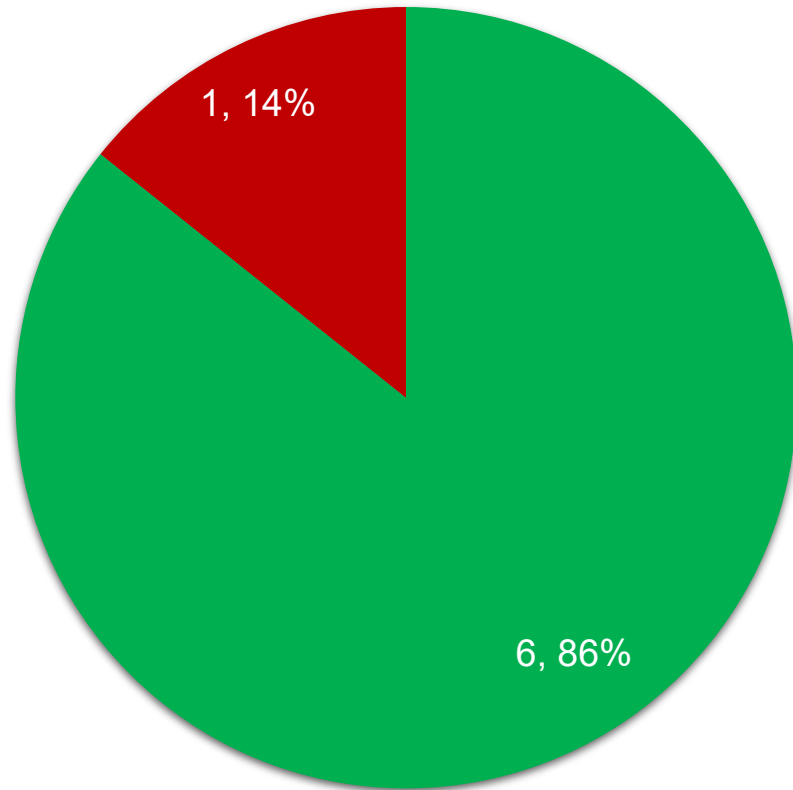
■ $\geq 90\%$ ■ $\geq 80\% - < 90\%$ ■ $< 80\%$



- 10 of the practices had designated baby change facilities and all scored 90% or above

Clean Utility

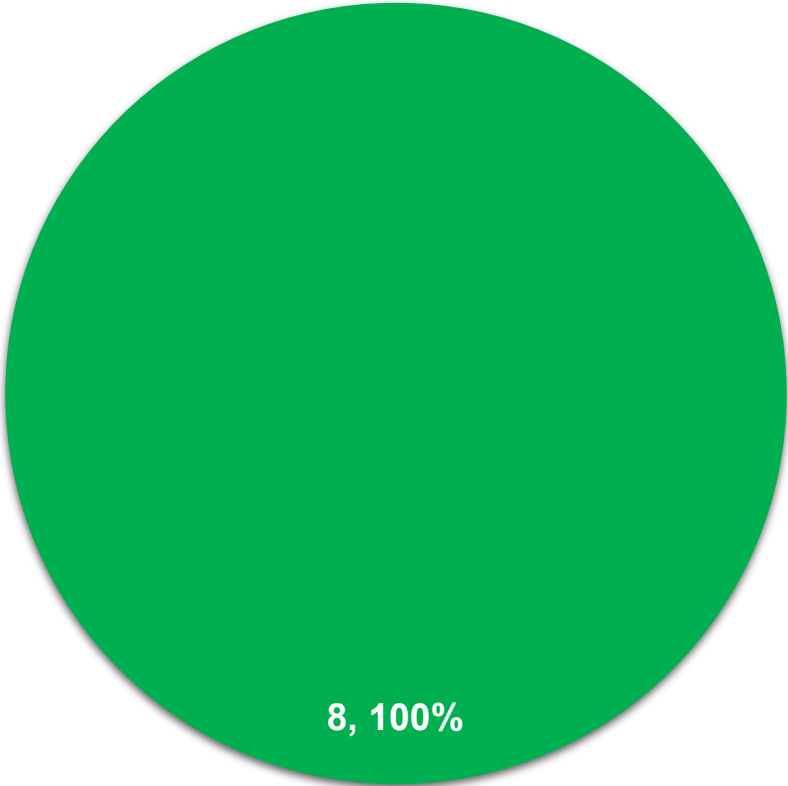
■ $\geq 90\%$ ■ $\geq 80\% - < 90\%$ ■ $< 80\%$



- 7 practices had a clean utility
- 6 practices scored 90% or above
- 1 practice scored 50% due to the room now being used as a store room and only 2 questions were applicable-one of which was non-compliant with the statement

Dirty Utility / Sluice

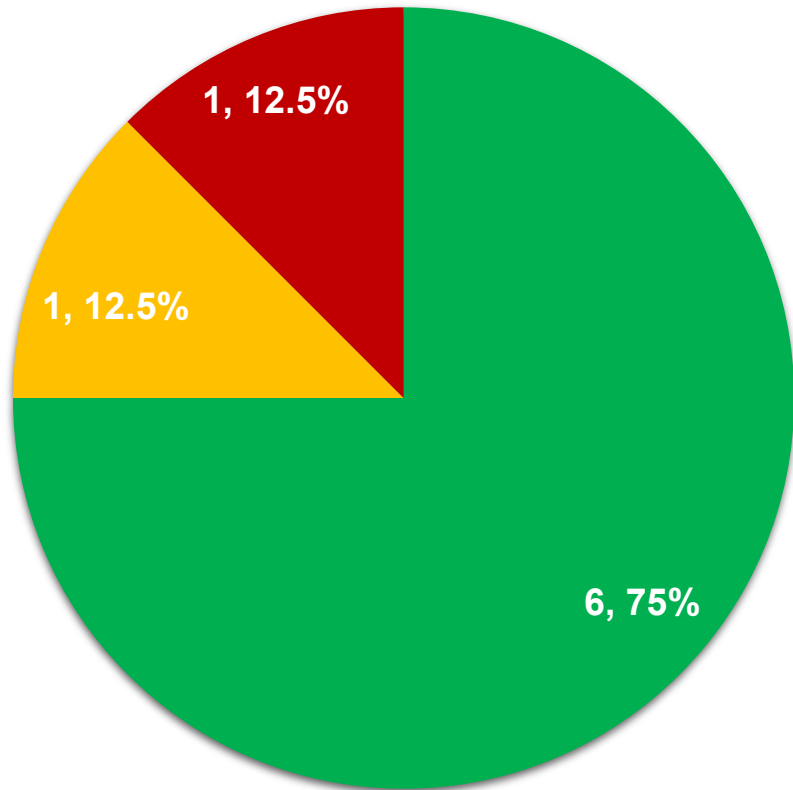
■ $\geq 90\%$ ■ $\geq 80\% - < 90\%$ ■ $< 80\%$



- 8 Practices have a designated dirty utility/slucice and all scored over 90%

Store room

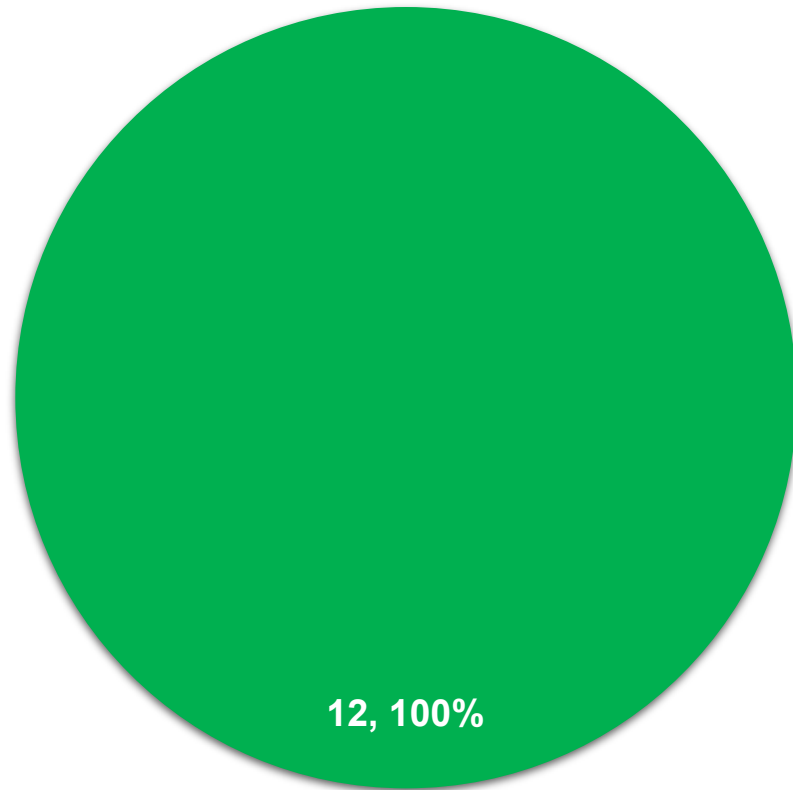
■ $\geq 90\%$ ■ $\geq 80\% - < 90\%$ ■ $< 80\%$



- **8 Practices have designated store room/s**
- **6 Practices scored above 90%**
- **1 Practice between 80 and 90%**
- **1 Practice below 80%**
- Some practices have store rooms for admin items only all clinical stock stored in clinical rooms others have mixed/shared store rooms Issues identified included insufficient room for all items being stored, number of items on the floor, bare plaster and rooms requiring decluttering and deep cleaning

Waste & Sharps

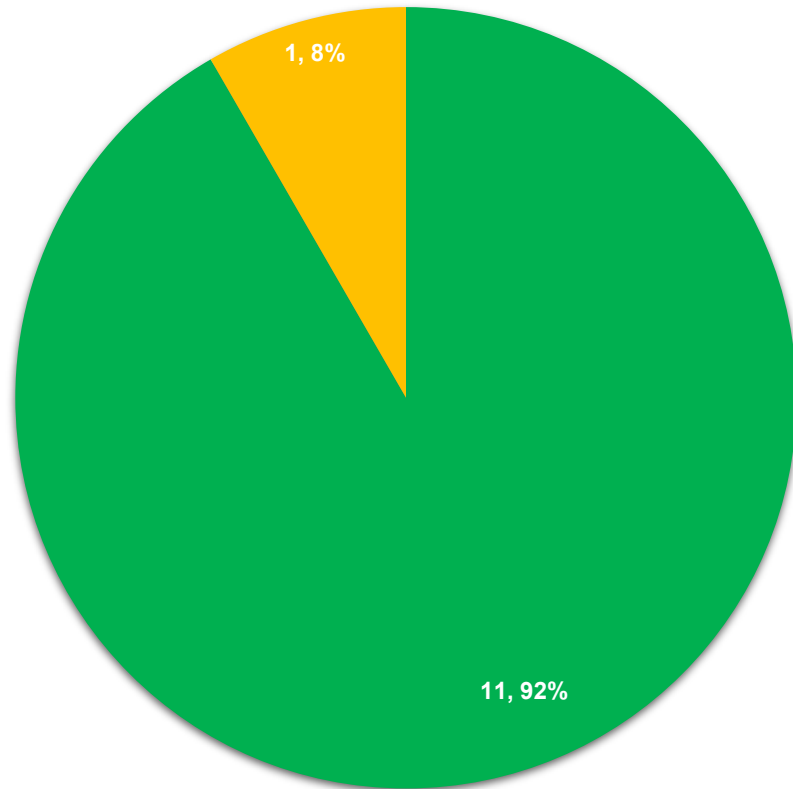
■ $\geq 90\%$ ■ $\geq 80\% - < 90\%$ ■ $< 80\%$



- **All practices scored above 90% with 7 achieving 100%**
- Reasons for not scoring 100% included not all sharps' bins labelled correctly
- Non safer sharps being used without a risk assessment
- Waste bins not all hands-free function

Transportation of specimens

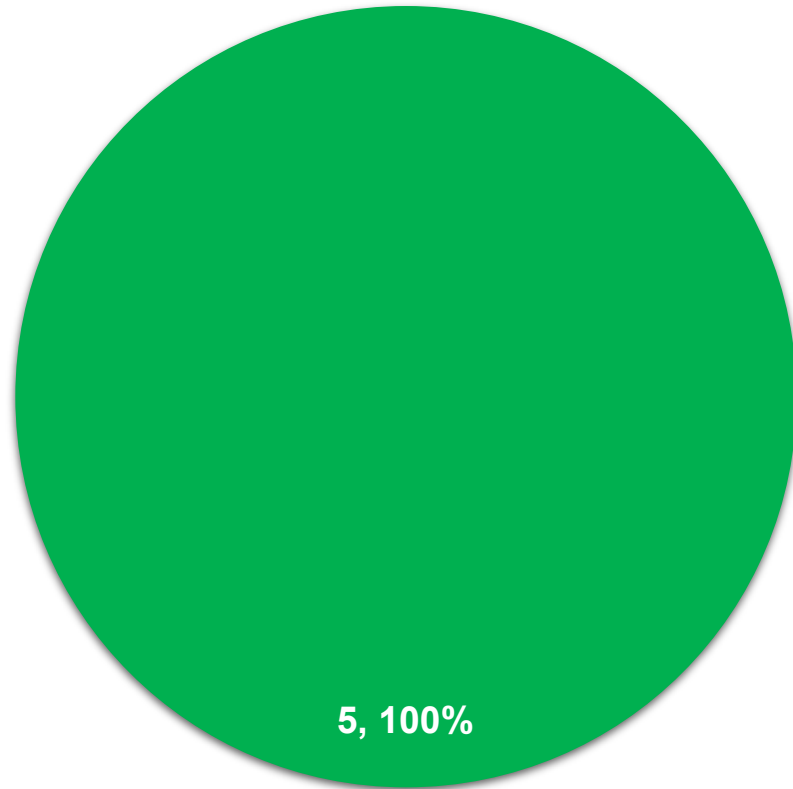
■ $\geq 90\%$ ■ $\geq 80\% - < 90\%$ ■ $< 80\%$



- 11 out of 12 practices scored 100%
- One practice scored 80% due to a sharps policy not being available/accessible to staff

Aseptic Technique

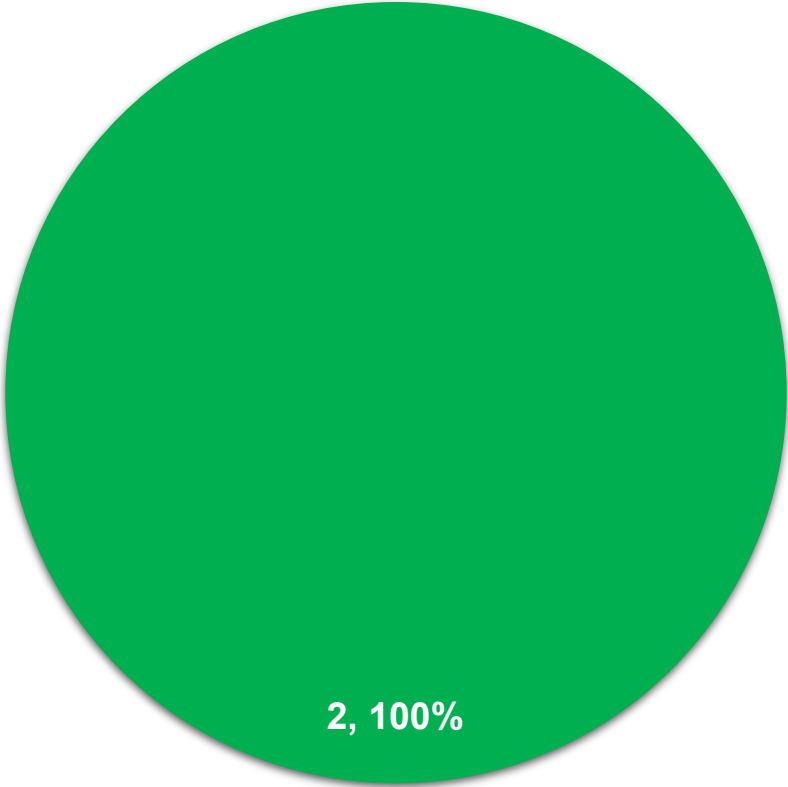
■ $\geq 90\%$ ■ $\geq 80\% - < 90\%$ ■ $< 80\%$



- The 5 Practices that undertook procedures that required an aseptic technique all scored 100%

Minor Surgery

■ $\geq 90\%$ ■ $\geq 80\% - < 90\%$ ■ $< 80\%$



- The 2 practices that undertake minor surgery both scored over 90%

Any questions