



HbA1c Conversion Table (Glycaemic Control)

HbA1c		HbA1c		HbA1c		HbA1c		
%	mmol /mol	%	mmol /mol	%	mmol /mol	%	mmol /mol	
5.0	31*	7.0	53	9.0	75	11.0	97	
5.1	32*	7.1	54	9.1	76	11.1	98	
5.2	33*	7.2	55	9.2	77	11.2	99	
5.3	34*	7.3	56	9.3	78	11.3	100	
5.4	36*	7.4	57	9.4	79	11.4	101	
5.5	37*	7.5	58	9.5	80	11.5	102	
5.6	38*	7.6	60	9.6	81	11.6	103	
5.7	39*	7.7	61	9.7	83	11.7	104	
5.8	40	7.8	62	9.8	84	11.8	105	
5.9	41*	7.9	63	9.9	85	11.9	107	
6.0	42	8.0	64	10.0	86	12.0	108	
6.1	43	8.1	65	10.1	87	12.1	109	
6.2	44	8.2	66	10.2	88	12.2	110	
6.3	45	8.3	67	10.3	89	12.3	111	
6.4	46	8.4	68	10.4	90	12.4	112	
6.5	48	8.5	69	10.5	91	12.5	113	
6.6	49	8.6	70	10.6	92	12.6	114	
6.7	50	8.7	72	10.7	93	12.7	115	
6.8	51	8.8	73	10.8	95	12.8	116	
6.9	52	8.9	74	10.9	96	12.9	117	
* Less than 42 mmol/mol (6.0%) – rule out hypoglycaemia							13.0	119


Glycaemic Control



Excellent




Good



Less than
ideal



Poor



Very poor