

View this article online at: [patient.info/inhalers-for-copd-including-inhaled-steroids](https://patient.info/inhalers-for-copd-including-inhaled-steroids)

# Inhalers for COPD (including Inhaled Steroids)

An inhaler is a device holding a medicine that you take by breathing in (inhaling). Inhalers are often used to treat chronic obstructive pulmonary disease (COPD). There are many different types of inhaler, which can be confusing. The purpose of this leaflet is to give information on the medicines that are inside inhalers, the various types of inhaler device, and some general information about inhalers.

This leaflet is about inhalers for chronic obstructive pulmonary disease (COPD). For general information about COPD, see separate leaflet called [Chronic Obstructive Pulmonary Disease](#). There are also separate leaflets called [Asthma](#) and [Inhalers for Asthma \(including Inhaled Steroids\)](#).

## Types of inhalers for COPD

The medicine inside an inhaler goes straight into the airways when you breathe in. This means that you need a much smaller dose than if you took the medicine as a tablet or liquid by mouth. The airways and lungs are treated but little of the medicine gets into the rest of the body (via the bloodstream).

The proper medicine name is called the generic name. Different drug companies can use the generic medicine and produce different brands - the proprietary medicine names. There are many different brands of inhalers. Inhalers can have generic names and be produced by different drug companies too. For some medicines there are different inhaler devices that deliver the same medicine. This means that there are many types of inhaler available on prescription, all of which are produced in different colours. This can be confusing.

Because there are lots of different coloured inhalers available, it is helpful to remember their names, as well as the colour of the device. This might be important if you need to see a doctor who does not have your medical records (such as in A&E, if you are on holiday, or outside the normal opening hours of your GP surgery). It might be helpful to keep a list of the names of your medicines and inhalers in your wallet or purse. This information will prevent mistakes and confusion.

In the treatment of COPD, the medicines inside inhalers can be grouped into short-acting bronchodilators, long-acting bronchodilators and steroids. There are also combination inhalers containing two types of medicine.

### Short-acting bronchodilator inhalers

An inhaler with a bronchodilator medicine is often prescribed. These relax the muscles in the airways (bronchi) to open them up (dilate them) as wide as possible. People often call them relievers. They include:

- **Beta-agonist inhalers.** Examples are [salbutamol](#) (brand names include Airomir®, Asmasal®, Salamol®, Salbulin®, Pulvinal Salbutamol® and Ventolin®) and [terbutaline](#) (brand name Bricanyl®). These inhalers are often (but not always) blue in colour. Other inhalers containing different medicines can be blue too. Always read the label.
- **Antimuscarinic inhalers.** For example, [ipratropium](#) (brand name Atrovent®).

These inhalers work well for some people but not so well in others. Typically, symptoms of wheeze and breathlessness improve within 5-15 minutes with a beta-agonist inhaler, and within 30-40 minutes with an antimuscarinic inhaler. The effect from both types typically lasts for 3-6 hours. Some people with mild or intermittent symptoms only need an inhaler as required for when breathlessness or wheeze occurs. Some people need to use an inhaler regularly.

The beta-agonist and antimuscarinic inhalers work in different ways. Using two, one of each type, may help some people better than one type alone.

### Long-acting bronchodilator inhalers

These work in a similar way to the short-acting inhalers but each dose lasts at least 12 hours. Long-acting bronchodilators may be an option if symptoms remain troublesome despite taking a short-acting bronchodilator.

- **Beta-agonist inhalers.** Examples are [formoterol](#) (brand names Atimos®, Foradil® and Oxis®), [salmeterol](#) (brand name Serevent® - a green-coloured inhaler) and [indacaterol](#) (brand name Onbrez Breezhaler®). You can continue your short-acting bronchodilator inhalers with these medicines.
- **Antimuscarinic inhalers.** Examples are [tiotropium](#) (brand name Spiriva®), [glycopyrronium](#) (brand name Seebri Breezhaler®), [aclidinium](#) (brand name Eekkira Genuair®) and [umeclidinium](#) (brand name Incruse®). The inhaler device is green-coloured. If you start this medication, you should stop ipratropium (Atrovent®) if you were taking this beforehand.

### Steroid inhalers

A steroid inhaler may help in addition to a bronchodilator inhaler if you have more severe COPD or regular flare-ups (exacerbations) of symptoms. Steroids reduce inflammation.

Steroid inhalers are only used in combination with a long-acting beta-agonist inhaler (this can be with two separate inhalers or with a single inhaler containing two medicines). The main inhaled steroid medications used for COPD are:

- **Beclometasone**. Brands include Asmabec®, Beclazone®, Becodisks®, Clenil Modulite®, Pulvinal Beclometasone® and Qvar®. These inhalers are usually brown and sometimes red in colour.
- **Budesonide**. Brands include Easyhaler Budesonide®, Novolizer Budesonide® and Pulmicort®.
- **Fluticasone**. Brand name Flixotide®. This is a yellow- or orange-coloured inhaler.

A steroid inhaler may not have much effect on your usual symptoms but may help to prevent flare-ups. So, steroid inhalers are often referred to as preventers.

Combination inhalers are available, usually containing a steroid medication and either a short-acting or a long-acting beta-agonist. Examples of combination inhalers are:

- Fostair® (formoterol and beclometasone).
- Seretide® (salmeterol and fluticasone). This is a purple-coloured inhaler.
- Symbicort® (formoterol and budesonide).

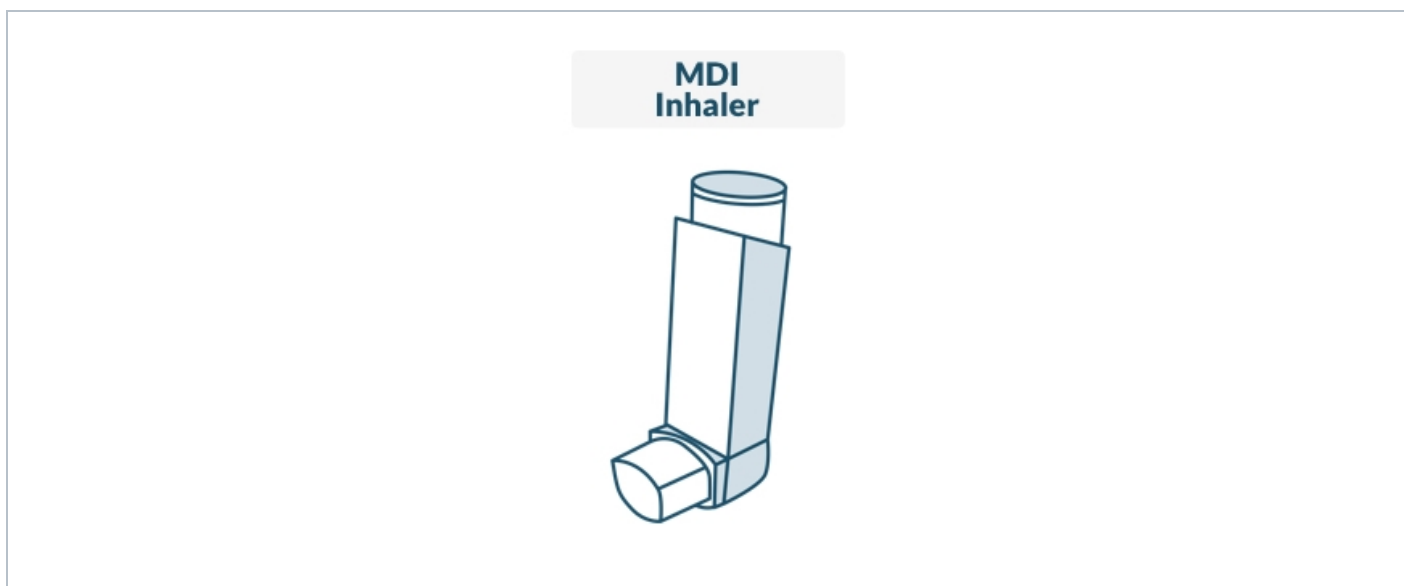
Combination inhalers are useful if people have severe symptoms or frequent flare-ups. Sometimes it is more convenient to use just one inhaler device.

Different inhaler devices suit different people. They can be divided into four groups.

- Pressurised metered dose inhalers (MDIs).
- Breath-activated inhalers - MDIs and dry powder inhalers.
- Inhalers with spacer devices.
- Nebulisers.

Here are some examples of inhaler devices:

## The standard metered dose inhaler



A standard MDI is shown on the right. The MDI has been used for over 40 years and is used to deliver various types and brands of medicines. It contains a pressurised inactive gas that propels a dose of medicine in each 'puff'. Each dose is released by pressing the top of the inhaler. This type of inhaler is quick to use, small and convenient to carry. It needs good co-ordination to press the canister and breathe in fully at the same time. Sometimes these are known as evohalers.

The standard MDI is the most widely used inhaler. However, many people do not use it to its best effect. Errors include:

- Not shaking the inhaler before using it.
- Inhaling too sharply or at the wrong time.
- Not holding your breath long enough after breathing in the contents.

Until recently, the propellant gas in MDIs has been a chlorofluorocarbon (CFC). However, CFCs damage the Earth's ozone layer, and so are being phased out. The newer CFC-free inhalers work just as well but use a propellant gas that does not damage the ozone layer.

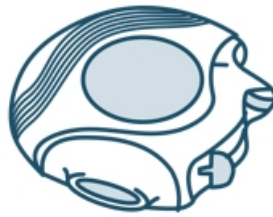
## Breath-activated inhalers



These are alternatives to the standard MDI. Some are still pressurised MDIs but don't require you to press a canister on top. The autohaler shown on the right is an example. Another example of a breath-activated MDI is the Easi-Breathe inhaler®.

Other breath-activated inhalers are also called **dry powder inhalers**. These inhalers do not contain the pressurised inactive gas to propel the medicine. You don't have to push the canister to release a dose. Instead, you trigger a dose by breathing in at the mouthpiece. Accuhalers, clickhalers, easyhalers, novolizers, turbohalers, diskhalers and twisthalers are all breath-activated dry powder inhalers. You need to breathe in fairly hard to get the powder into your lungs. Some types are shown below.

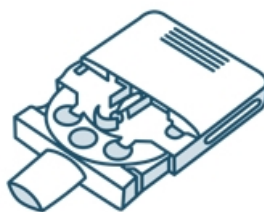
### Accuhaler



### Turbohaler



### Diskhaler



The individual devices all have some differences in how they are operated. However, generally they require less co-ordination than the standard MDI. They tend to be slightly bigger than the standard MDI.

## Spacer devices



Spacer devices are used with pressurised MDIs. There are various types - an example is shown opposite. The spacer between the inhaler and the mouth holds the medicine like a reservoir when the inhaler is pressed. A valve at the mouth end ensures that the medicine is kept within the spacer until you breathe in. When you breathe out, the valve closes. You don't need to have good co-ordination to use a spacer.

There are several different types of spacer. Examples are: Able Spacer®, Aerochamber Plus®, Nebuchamber®, Optichamber®, Pocket Chamber®, Volumatic® and Vortex®. Some of the spacer devices fit all MDIs, others work (are compatible) with specific brands of inhalers.

### Tips on using a spacer device

The following are tips if you are prescribed a holding spacer. These have a valve at the mouth end - the spacer in the picture above is an example.

- If your dose is more than one puff then do one puff at a time.
- Shake the inhaler before firing each puff.
- Start breathing in from the mouthpiece as soon as possible after firing the puff into the device.
- Try to hold your breath for a few moments when you have breathed in.
- Breathe in and out a few times before firing the next puff. Try to hold your breath for a few moments each time you breathe in.
- Check that the valve opens and closes with each breath.
- Static charge can build up on the inside of the plastic chamber. This can attract particles of medicine, and reduce the output when the spacer is used. To prevent this, wash the plastic spacer as directed by the maker's instructions. This is usually before first use, and then about once a month and with washing up liquid and water. Let it dry in air without rinsing or wiping.

## Nebulisers

Nebulisers are machines that turn the liquid form of your short-acting bronchodilator medicines into a fine mist, like an aerosol. You breathe this in with a face mask or a mouthpiece. Nebulisers are no more effective than normal inhalers. However, they are extremely useful in people who are very tired (fatigued) with their breathing, or people who are very breathless. Nebulisers are used mainly in hospital for severe attacks of COPD when large doses of inhaled medicines are needed. They are used less commonly than in the past, as modern spacer devices are usually just as good as nebulisers for giving large doses of inhaled medicines. You do not need any co-ordination to use a nebuliser - you just breathe in and out, and you will breathe the medicine in.

## Common questions and further information

### Do you get side-effects from inhalers?

At standard inhaled doses, the amount of medicine is small compared with tablets or liquid medicines. Therefore, side-effects tend to be much less of a problem than with tablets or liquid medicines. This is one of their main advantages. However, some side-effects do occur in some people. Read the leaflet that comes with the inhaler for details of possible side-effects. The following just highlights the more common and important ones to be aware of.

One problem that might occur when using a steroid inhaler (especially if you are taking a high dose) is that the back of your throat may get sore. Thrush infection in the mouth may develop. This can usually be treated easily with a course of pastilles that you suck or liquid that you hold in your mouth. You might also notice that your voice becomes hoarse.

If you rinse your mouth with water and brush your teeth after using a steroid inhaler you are less likely to develop a sore throat or thrush. Also, some inhaler devices (such as spacers) are less likely to cause throat problems. A change to a different device may help if mouth problems or thrush occur.

**Note:** a persistent hoarse voice that does not settle needs further investigation. For example, it can be a sign of cancer of the voice box (larynx). If you have this symptom you should tell your GP.

If you use a high dose of inhaled steroid over a long time it *may* be a risk factor for 'thinning' of the bones (osteoporosis). You can help to prevent osteoporosis by taking regular exercise, not smoking, and eating a diet with enough calcium. [See separate leaflet called Osteoporosis for more information.](#)

Steroid medicines may aggravate depression and other mental health problems, and may occasionally cause mental health problems. This is more a concern with steroid tablets but, rarely, can be caused by steroid inhalers. Even a severe form of mental health problem called psychosis may (rarely) be triggered by a steroid inhaler. Seek medical advice if worrying mood or behavioural changes occur.

### Which is the best inhaler device to use?

This depends on various factors such as:

- Convenience. Some inhalers are small, can go easily in a pocket and are quick to use. An example is the standard MDI inhaler.
- Your age. Some elderly people find the MDI inhalers difficult to use.
- Your co-ordination. Some devices (in particular the standard MDI) need more co-ordination than others.
- Side-effects. Some of the inhaled medicine hits the back of the throat. Sometimes this can cause problems such as thrush in the mouth. This tends to be more of a problem with higher doses of steroid inhalers. Less of the medicine hits the throat when using a spacer device. Therefore, a spacer device may be advised if you get throat problems, or need a high dose of inhaled steroid.

Often the choice of inhaler is just your personal preference. Most GPs and practice nurses have a range of devices to demonstrate, and let you get a feel for them. If you are unhappy with the one you are using then it is reasonable to try a different type after taking advice from your GP or practice nurse.

### How to use the Yellow Card Scheme

If you think you have had a side-effect to one of your medicines you can report this on the Yellow Card Scheme. You can do this online at [www.mhra.gov.uk/yellowcard](http://www.mhra.gov.uk/yellowcard).

The Yellow Card Scheme is used to make pharmacists, doctors and nurses aware of any new side-effects that medicines or any other healthcare products may have caused. If you wish to report a side-effect, you will need to provide basic information about:

- The side-effect.
- The name of the medicine which you think caused it.
- The person who had the side-effect.
- Your contact details as the reporter of the side-effect.

It is helpful if you have your medication - and/or the leaflet that came with it - with you while you fill out the report.

## Further reading & references

- [Chronic obstructive pulmonary disease](#); NICE Clinical Guideline (June 2010)
- [Global Strategy for the Diagnosis, Management and Prevention of COPD](#); Global Initiative for Chronic Obstructive Lung Disease (GOLD), 2017
- [Chronic obstructive pulmonary disease](#); NICE CKS, September 2015 (UK access only)
- [British National Formulary \(BNF\)](#); NICE Evidence Services (UK access only)

**Disclaimer:** This article is for information only and should not be used for the diagnosis or treatment of medical conditions. Patient Platform Limited has used all reasonable care in compiling the information but makes no warranty as to its accuracy. Consult a doctor or other healthcare professional for diagnosis and treatment of medical conditions. For details see our [conditions](#).

Author: Dr Colin Tidy	Peer Reviewer: Prof Cathy Jackson	
Document ID: 4826 (v44)	Last Checked: 04/08/2017	Next Review: 03/08/2020

View this article online at: [patient.info/inhalers-for-copd-including-inhaled-steroids](http://patient.info/inhalers-for-copd-including-inhaled-steroids)

Discuss Inhalers for COPD (including Inhaled Steroids) and find more trusted resources at [Patient](#).

---

## Ask your doctor about Patient Access

---

- 🔑 Book appointments
- 🔑 Order repeat prescriptions
- 🔑 View your medical record
- 🔑 Create a personal health record (iOS only)



Simple, quick and convenient.  
**Visit [patient.info/patient-access](http://patient.info/patient-access)  
or search 'Patient Access'**